

ITIZ

INSTRUCTION MANUAL



ENGLISH

DEUTSCH

FRANÇAIS

ESPAÑOL

ITALIANO

PORTUGUÊS

中文(繁体字)

中文(简体字)









## Before using this watch

---

### ■ 4S VSAgef\_WF

We recommend seeking the assistance of an experienced watch technician



Before using this watch

---


En.





# Component identification





This watch has a rechargeable cell which is charged by exposing the dial to light, such as direct sunlight or fluorescent lamps.

After taking off the watch, put it in a location where the



## Charging your watch


---



‡

█









3Vgef fZW/SfW V[USf[a` a` fZW def VSke





## Using the chronograph

---

1/5 chronograph  
second hand



Button **B** :  
Start/Stop




Button **A** :  
Reset

## Using the chronograph

---

5a dWf YfZVdXNfUWba[f]a` aX#l' UZd` aYdSbZ eM` VZS V  
6a fZW













## <Replacement of Rechargeable Cell>

† FZ[ei SFU



## Water resistance

!









 **CAUTION**


















Model No.CA4 \*

Cal.B620

CTZ-B8176