



4









































---

## ■ Table of selectable cities







Check whether the watch shows Summer Time or standard time.

**1.**









---

## ■ When receiving the satellite time signal

As shown in the picture below, make sure you are in an area with few surrounding trees, buildings, or other objects which may obstruct the satellite time signal. Face the dial towards the sky and perform time signal reception.

- Ideally, the sky directly above you should be clear (approx. 80° as shown on the right) when attempting to receive the satellite time signal.



1. 
2. 

After indicating the previous reception result, the tail of the second hand moves to “RX” and the watch starts receiving.

- It takes from 6 to 26 seconds to finish the satellite time signal reception. (When full reset has been













## ■ About circumstantial reception













## 1. **Introduction** **2**

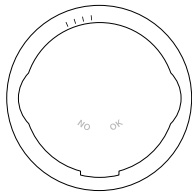




**1.**                     
















### 3. **the *de* and *del* particles** ■






















- 
- Please note that if you wear long sleeves, the watch may stop as a result of being covered by your sleeve and blocked from the light.
  - When you take off the watch, try to place it in as bright a location as possible. This will ensure that it will continue to run properly.

















---

!
















\_\_\_\_\_



