





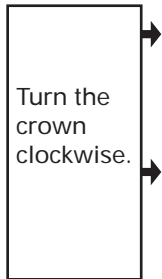



## CHARACTERISTICS OF A MECHANICAL WATCH

(self-winding type, automatic winding type)



- Check the type of the crown of your watch






3. Pull out the crown to the second click when the



TO PRESERVE THE QUALITY OF YOUR WATCH









# SPECIFICATIONS

## 1 Features

4R57 ..... 5 hands, time display (Hour, minute and second hands),